



### District Report Card: 2017


<b>State:</b> Jharkhand	<b>District:</b> Hazaribag
<b>Class:</b> 3	<b>Subject:</b> Language
<b>Schools:</b> 58	<b>Students:</b> 1107


### Participation/Coverage


#### Students

<div>GENDER</div> <div></div>	Boys		Girls	
	Number	%	Number	%
	509	45.98	598	54.02

<div>AREA</div> <div></div>	Rural		Urban	
	Number	%	Number	%
	1079	97.47	28	2.53

<div>CATEGORY</div> <div></div>	SC		ST		OBC		GEN	
	Number	%	Number	%	Number	%	Number	%
	366	33.06	66	5.96	643	58.08	32	2.89

<div>CWSN</div> <div></div>	LD	VI	HI	S&LD	ID	Oth
	0	0	0	6	1	19

<div>Management</div> <div></div>	Government		Government-aided	
	Number	%	Number	%
	1041	94.04	66	5.96

### Average Performance of Students in Language (%)

Overall	Gender		Area		Management		Social Group			
	Male	Female	Rural	Urban	Govt.	Aided	SC	ST	OBC	GEN
72.65	73.19	72.19	72.59	74.76	72.97	67.47	71.93	72.02	73.05	73.96

## Performance on Learning Outcomes (LOs)

Learning Outcomes	Description	Average Performance(%)
L304	Reads small texts with comprehension i.e., identifies main ideas, details, sequence and draws conclusions	72.96
L312	Reads printed scripts on the classroom walls: poems, posters, charts etc.	72.01

Range of Performance of Students who Answered Correctly							
Below 30%		30% - 50%		50% - 75%		Above 75%	
Number	%	Number	%	Number	%	Number	%
78	7.05	131	11.83	278	25.11	620	56.01

## Lowest Performing Learning Outcomes (LOs)

1 - Reads printed scripts on the classroom walls: poems, posters, charts etc. (72.01)

2 - Reads small texts with comprehension i.e., identifies main ideas, details, sequence and draws conclusions (72.96)